

How I do check out an SPSS license for offline use?

Article Number: 696 | Last Updated: Tue, Jun 13, 2017 at 3:33 AM

Follow these instructions to check out an SPSS license for offline use. This will allow you to use SPSS for a set period of time without contacting the SPSS license server, or connecting to the UBC network.

Requirements:

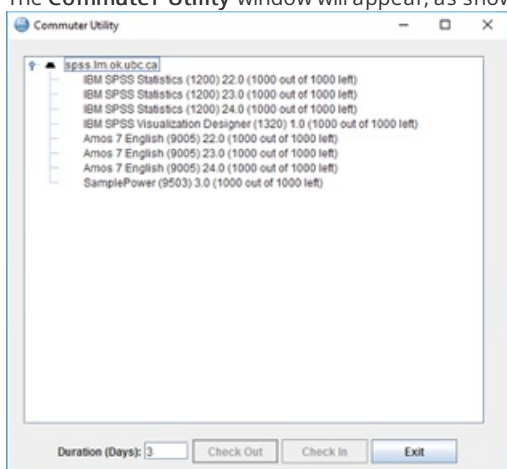
To check out an SPSS license for offline use, you must:

- Be connected to a UBC network, or be connected to the UBC VPN service
- Have installed a network-licensed version of SPSS

Instructions:

Windows

1. Launch the IBM SPSS Statistics Commuter License utility:
 - a. On **Windows**, click the **Start button**, then click the **IBM SPSS Statistics** group, then click the **IBM SPSS Statistics Commuter License** icon.
 - b. On **OSX/macOS**, open the **Applications/IBM/SPSS/Statistics/###** folder [where ## is your version of SPSS], and launch the **IBM SPSS Statistics Commuter License** application.
2. The **Commuter Utility** window will appear, as shown below:



3. Click the license for the product you wish to check-out. The **Duration (Days)** field and **Check Out** button will become active.

Check your version!

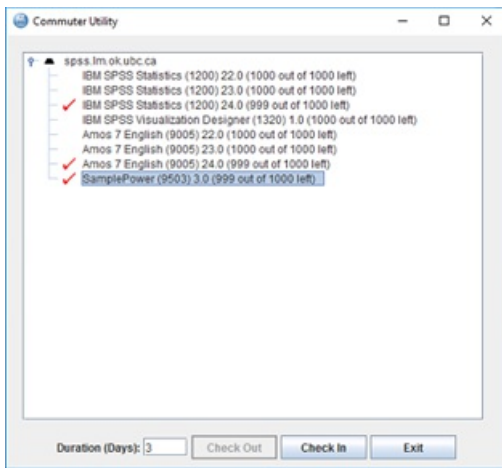
Make sure that you are checking out a license for the version of SPSS you have installed. Licenses are not backwards or forwards compatible.

4. Enter a number between 1 and 7 into the **Duration (Days)** field, and click the **Check Out** button.


If you need more than 7 days

By default, 7 days is all that IBM provides. However, you can increase it to 30 days, which is the maximum IBM allows, by following the instructions in the following article: [How do I increase the maximum duration of my SPSS offline license?](#)

5. A red checkmark appears next to the name of the license, indicating that the check-out is complete:



6. Click the **Exit** button to close the **Commuter Utility**.

 For more information or assistance, please contact the [ITServices Helpdesk](#) - 250.807.9000 or 855.807.9001.

Posted by: Aaron Heck - Tue, Jun 13, 2017 at 3:10 AM. This article has been viewed 5961 times.

Online URL: <https://knowit.ok.ubc.ca/article/how-i-do-check-out-an-spss-license-for-offline-use-696.html>