

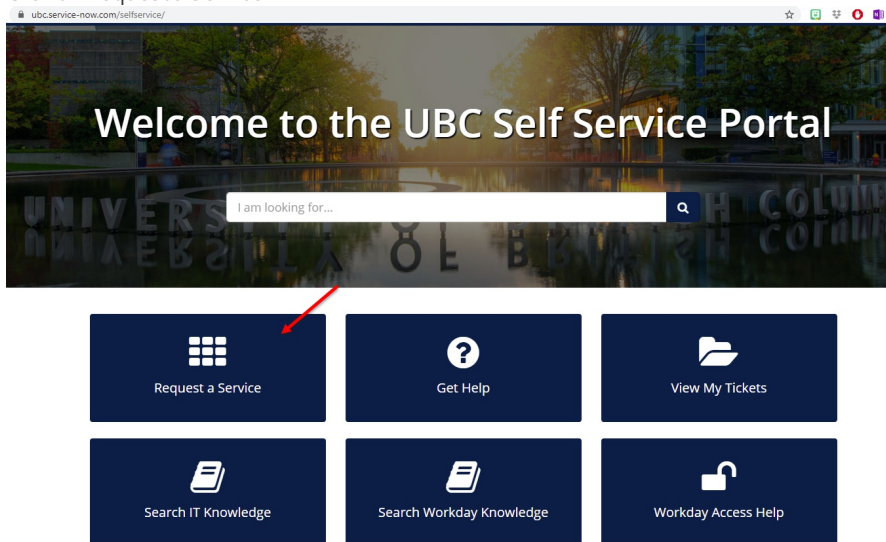
How do I request access to Confluence Wiki?

Article Number: 451 | Last Updated: Tue, Feb 9, 2021 at 1:45 PM

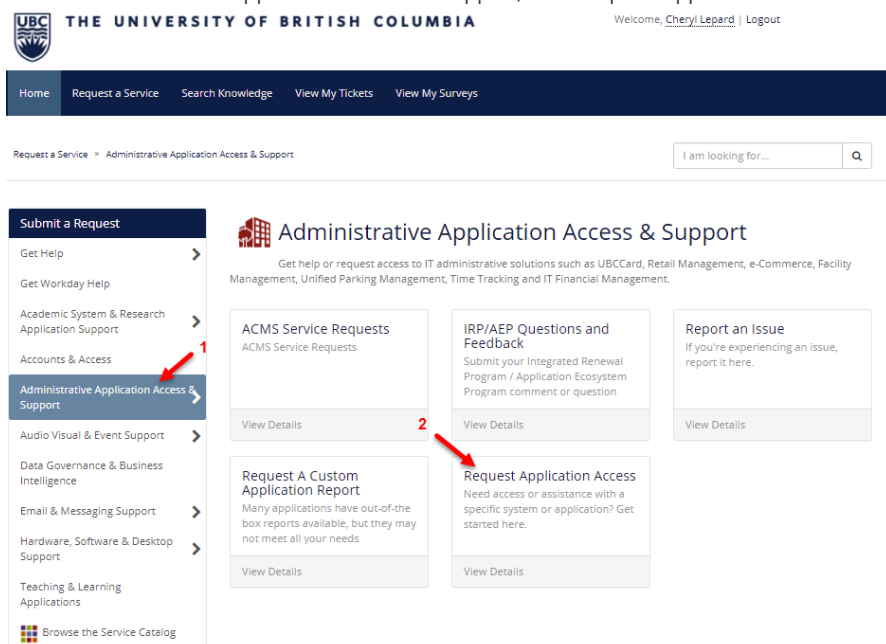
The Confluence Wiki (<https://confluence.id.ubc.ca:8443/>) is supported through UBC IT in Vancouver. Follow these instructions to request access.

Instructions:


1. Request access to the Confluence Wiki through UBC IT's Self Service Portal, available at: <https://ubc.service-now.com/selfservice/> (CWL username/password required)
2. Click on Request a Service



3. Click on Administrative Application Access & Support, then Request Application Access



4. Complete and submit the form. Specify "Confluence Wiki" in the "specific application name" field.

 For more information or assistance, please contact the [ITServices Helpdesk](#) - 250.807.9000 or 855.807.9001.

Posted by: Jill MacKenzie - Tue, Apr 26, 2016 at 4:45 PM. This article has been viewed 3434 times.

Online URL: <https://knowit.ok.ubc.ca/article/how-do-i-request-access-to-confluence-wiki-451.html>