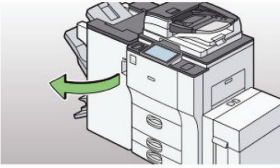


# Ricoh MP C6503 (Color) Ricoh MP 6503 (B&W)

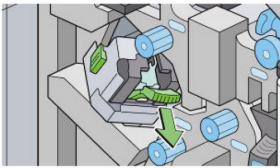
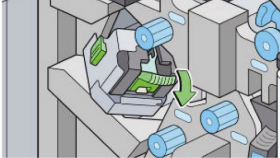
## Replacing Staples Type V

Finisher SR4120

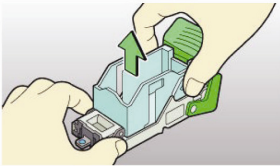
1. Open the front cover.



2. Hold the green lever, and then gently pull out the cartridge.

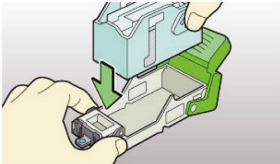


3. Holding both sides of the cartridge, and then remove the empty refill in the direction of the arrow.

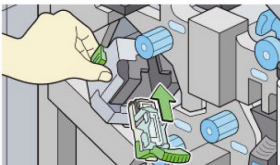


**NOTE: Refill cartridge cannot be removed until it is empty!**

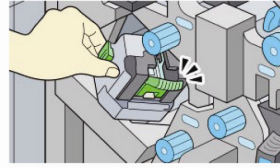
4. Push the new staple case in until it clicks.



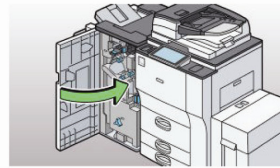
5. Holding the green lever on the cartridge, and then push the cartridge up gently into the staple unit until it clicks.



Finisher SR4120



6. Close the front cover.



[Page Top](#)